

2022 School Facilities Inventory Report

Facility Name: **NORTH COUNTRY | HOLLAND SCHOOLI - N/A - MAIN BUILDING**

March 29, 2022

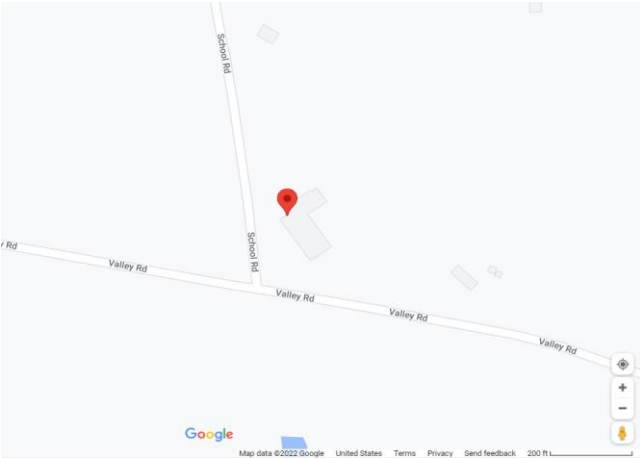
Total Value of Assets (Does Not Include Site/Structure/Walls/Interiors) **\$684,128**



GPS: 44.9732198008803, -72.012880953733

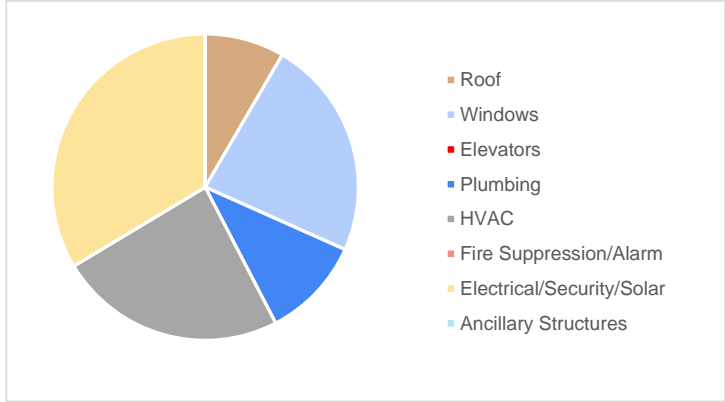


Site Plan - Google Earth



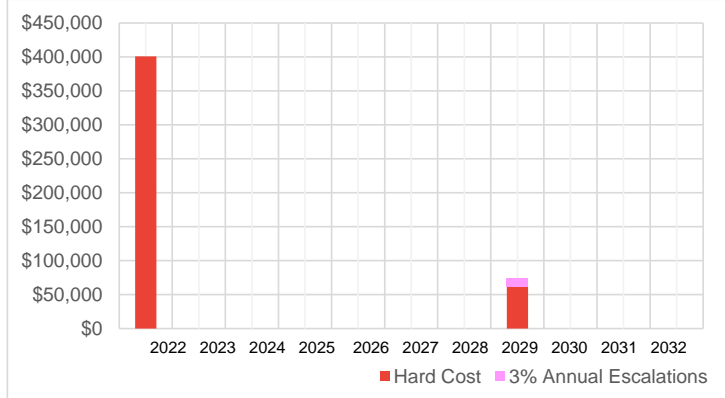
Location Plan - Google Maps

Relative Asset Values

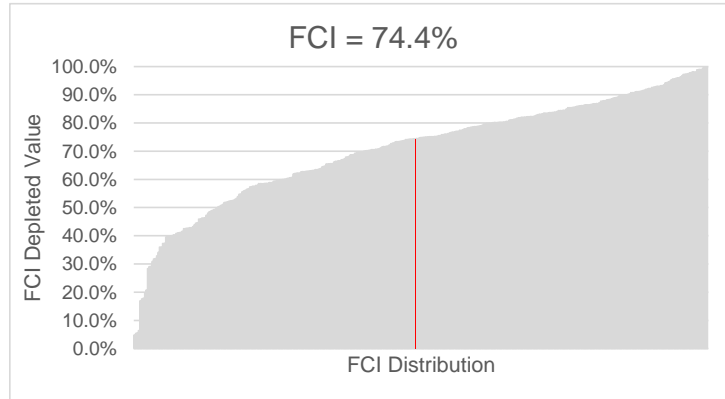


Value of Assets/GSF **\$65.45**

Projected Capital Planning Cash Flow



Facility Condition Index (FCI) Compared to Portfolio



(See Last Page for Explanation of Terms)

2022 School Facilities Inventory Report

Facility Name: **NORTH COUNTRY | HOLLAND SCHOOLI - N/A - MAIN BUILDING**


Respondent Information

Date/Time Completed **2022-03-14 - 8:01 AM**
 Respondent Name **Theresa Miller**
 Respondent Title **Business and Finance/ Operations Support**
 Respondent Email **theresa.miller@ncsuvt.org**
 Respondent Phone Number **(802) 334-5847 x2012**

Facility Information

School Type **N/A**
 Building Identification **Main Building**
 Stories **1**
 Building Area **10452 (Gross Square Footage - GSF)**
 Year Constructed **1952**
 Year of Last Major Renovation **N/A**
 FCI (Depleted Value) **74.4%**

Environmental & Safety Issues

Hazardous Materials **Yes** 
 Hazardous (HZD) Materials include **Asbestos containing materials (ACM)**
 HZD Issues are **Minor**
 HZD Issues include **ACM presumed in gypsum wallboard, joint compound, floor tile & mastic. ACM in linoleum & mastic in storage area, teachers break room sink underspray, room 25 mastic under floor, gym auditorium and stage popcorn ceiling, janitor's closet 9x9 floor tile and mastic**

Indoor Air Quality (IAQ) Issues **No**
 IAQ Issues include -
 IAQ Issues are -
 IAQ Issues include -


Fire or Life/Safety (FL/S) Issues **No**
 FL/S Issues are -

Other Risk Factors **No**
 Other Risk Factors include -
 Other Risk Factors are -

Handicap Accessibility (ADA) Issues

Handicap Accessibility (ADA) Issues **No**
 ADA Issues are **N/A**
 ADA Issues include **N/A**

Utilities - Adequacy

IT / Internet Service **Adequate**
 Building Wi-Fi Coverage **Adequate**
 Cellular Reception **Inadequate** 
 Water Service Pressure **Adequate**
 Natural Gas/Propane Pressure **N/A**
 Electrical Capacity **Adequate**

2022 School Facilities Inventory Report

Facility Name: **NORTH COUNTRY | HOLLAND SCHOOLI - N/A - MAIN BUILDING**

Building Envelope - Roof

Roof 1 is Asphalt Shingle	EUL	C-RUL	Cost / Unit	Quantity	Units	Total Value
Covers 100%	30	22	\$5.50 / SF	10,452	SF	\$57,486
Installed in 2014						
Roof 2 is -	EUL	C-RUL	Cost / Unit	Quantity	Units	Total Value
Covers 0%	-	N/A	- / -	-	-	\$0
Installed in -						
Roof 3 is -	EUL	C-RUL	Cost / Unit	Quantity	Units	Total Value
Covers 0%	-	N/A	- / -	-	-	\$0
Installed in -						
Roof 4 is -	EUL	C-RUL	Cost / Unit	Quantity	Units	Total Value
Covers 0%	-	N/A	- / -	-	-	\$0
Installed in -						

Building Envelope - Windows

Primary Window System Window, Metal-Frame	EUL	C-RUL	Cost / Unit	Quantity	Units	Total Value
% of Windows That are this Type 65%	30	-2	\$60.00 / SF	1,631	SF	\$97,831
Installed in 1990						
Secondary Window System Window, Wood-Frame	EUL	C-RUL	Cost / Unit	Quantity	Units	Total Value
% of Windows That are this Type 35%	30	8	\$70.00 / SF	878	SF	\$61,458
Installed in 2000						

Services - Elevators

Primary Conveyance/Elevators None	EUL	C-RUL	Cost / Unit	Quantity	Units	Total Value
Quantity of Stops 0	-	N/A	- / -	0	-	\$0
Installed in -						
Secondary Conveyance/Elevators -	EUL	C-RUL	Cost / Unit	Quantity	Units	Total Value
Quantity of Stops 0	-	N/A	- / -	0	-	\$0
Installed in -						

Services - Plumbing

Primary Plumbing System Supply & Sanitary, Low Density (Includes Fixtures)	EUL	C-RUL	Cost / Unit	Quantity	Units	Total Value
Area of building served 100%	40	-30	\$7.00 / GSF	10,452	GSF	\$73,164
Installed in 1952						
Secondary Plumbing System -	EUL	C-RUL	Cost / Unit	Quantity	Units	Total Value
Area of building served 0%	-	N/A	- / -	-	-	\$0
Installed in -						

Services - Cooling - Central System

Primary Central Cooling System None	EUL	C-RUL	Cost / Unit	Quantity	Units	Total Value
Area of building served 0%	-	N/A	- / -	-	-	\$0
Installed in -						
Secondary Plumbing System -	EUL	C-RUL	Cost / Unit	Quantity	Units	Total Value
Area of building served 0%	-	N/A	- / -	-	-	\$0
Installed in -						

Services - Heating - Central System

Primary Heating System Boiler(s)/System - Fuel Oil	EUL	C-RUL	Cost / Unit	Quantity	Units	Total Value
Area of building served 100%	30	16	\$60.00 / MBH	299	MBH	\$17,918
Installed in 2008						
Secondary Heating System -	EUL	C-RUL	Cost / Unit	Quantity	Units	Total Value
Area of building served 0%	-	N/A	- / -	-	-	\$0
Installed in -						

2022 School Facilities Inventory Report

Facility Name: **NORTH COUNTRY | HOLLAND SCHOOL I - N/A - MAIN BUILDING**

Services - HVAC Distribution

Primary HVAC Distribution System **Even Mix of Piped and Forced Air, 2-Pipe System**

Area of building served	100%	EUL	C-RUL	Cost / Unit	Quantity	Units	Total Value
Installed in	2014	30	22	\$14.00 / GSF	for 10,452	GSF	= \$146,328

Secondary HVAC Distribution System -

Area of building served	0%	EUL	C-RUL	Cost / Unit	Quantity	Units	Total Value
Installed in	-	-	N/A	- / -	for -	-	= \$0

Services - Package Systems

Primary HVAC Package Unit & Splits **None**

Area of building served	0%	EUL	C-RUL	Cost / Unit	Quantity	Units	Total Value
Installed in	-	-	N/A	- / -	for -	-	= \$0

Secondary HVAC Package Unit & Splits -

Area of building served	0%	EUL	C-RUL	Cost / Unit	Quantity	Units	Total Value
Installed in	-	-	N/A	- / -	for -	-	= \$0

Services - Fire Suppression

Primary Fire Suppression System **None**

Area of building served	0%	EUL	C-RUL	Cost / Unit	Quantity	Units	Total Value
Installed in	-	-	N/A	- / -	for -	-	= \$0

Secondary Fire Suppression System -

Area of building served	0%	EUL	C-RUL	Cost / Unit	Quantity	Units	Total Value
Installed in	-	-	N/A	- / -	for -	-	= \$0

Services - Fire Alarm System

Primary Fire Suppression System **None**

Area of building served	0%	EUL	C-RUL	Cost / Unit	Quantity	Units	Total Value
Installed in	NA	-	N/A	- / -	for -	-	= \$0

Secondary Fire Suppression System -

Area of building served	0%	EUL	C-RUL	Cost / Unit	Quantity	Units	Total Value
Installed in	-	-	N/A	- / -	for -	-	= \$0

Services - Security Systems

Primary Security & Low Volt System **None**

Area of building served	0%	EUL	C-RUL	Cost / Unit	Quantity	Units	Total Value
Installed in	-	-	N/A	- / -	for -	-	= \$0

Secondary Security & Low Volt System -

Area of building served	0%	EUL	C-RUL	Cost / Unit	Quantity	Units	Total Value
Installed in	-	-	N/A	- / -	for -	-	= \$0

Services - Electrical Distribution/Infrastructure

Electrical Distribution/Infrastructure **Main Distribution Panel w/Sub Panels and Generator/UPS - Medium Density**

Area of building served	100%	EUL	C-RUL	Cost / Unit	Quantity	Units	Total Value
Installed in	1952	40	-30	\$22.00 / GSF	for 10,452	GSF	= \$229,944

Services - Solar Power (PV)

Solar (Electric Generation) Provided **None**

Owned/Maintained by School -

Quantity of Panels 0

Area of building served	0%	EUL	C-RUL	Cost / Unit	Quantity	Units	Total Value
Installed in	-	-	N/A	- / -	for -	-	= \$0

Value of Solar PV Panels: -

Ancillary Structures

Ancillary Structures **None**

Total SF of Ancillary Structures -

Area of building served	0%	EUL	C-RUL	Cost / Unit	Quantity	Units	Total Value
Installed in	-	-	N/A	- / -	for -	-	= \$0

Secondary Ancillary Structures -

Total SF of Secondary Ancillary Structures 0

Area of building served	0%	EUL	C-RUL	Cost / Unit	Quantity	Units	Total Value
Installed in	-	-	N/A	- / -	for -	-	= \$0

Additional Comments

2022 School Facilities Inventory Report

Facility Name: **NORTH COUNTRY | HOLLAND SCHOOLI - N/A - MAIN BUILDING**

Explanation of Terms

Projected Capital Planning Cash Flow	The estimated replacement costs of systems as they expire annually.
Facility Condition Index (FCI)	The cost -weighted depleted value of the building compared to the total value of all its systems; overall percent of building useful life consumed by years in service.
Total Value of Assets	The total estimated replacement cost of all the assets listed in the form.
Value of Assets per GSF	The Total Value of all Assets in the form divide by the Gross Square Footage (GSF) of the building.
Facility Condition Index (FCI) Compared to Portfolio	The Facility Condition Index (FCI) of the building overlayed on the chart of FCI's for all buildings in the portfolio. Indicated by a red line in the chart.
Calculated Remaining Useful Life(C-RUL)	The current number of remaining years a system may be expected to perform in designed service.
Expected Useful Life (EUL)	The total number of years a system can be expected to perform in designed service when new.
Gross Square Footage (GSF)	The total square footage contained within the building for all floors/levels.
Cost per Unit	The estimated base cost for a single unit of a system. When multiplied by Quantity results in the total system cost.
Quantity	The amount of a system present in a building. When multiplied by the Cost per Unit results in the total system cost.
Units	The expressed unit of measure for a given system (GSF, EACH, TON, etc).
Ancillary Structures	Buildings on site that are typically known as portables, relocatables or temporary buildings.